

# 20 Easy Christmas Carols For Beginners Tuba



## 20 Easy Christmas Carols For Beginners Tuba - Book 1: Big Note Sheet Music With Lettered Noteheads

by Michael Shaw

★★★★☆ 4.5 out of 5

Language	: English
File size	: 6050 KB
Text-to-Speech	: Enabled
Screen Reader	: Supported
Enhanced typesetting	: Enabled
Word Wise	: Enabled
Lending	: Enabled
Print length	: 50 pages



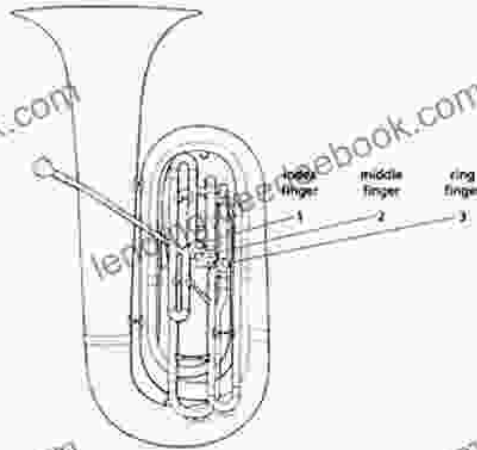
The festive season brings joy and cheer, and what better way to celebrate than with the heartwarming sounds of Christmas carols? If you're a budding tuba player eager to join the holiday musical merriments, this comprehensive guide is here to help. We've compiled a collection of 20 easy Christmas carols, tailored specifically for beginner tuba players. With clear fingering charts and helpful tips, you'll be spreading holiday cheer through your brass instrument in no time.

## Easy Christmas Carols for Beginners

### 1. Jingle Bells

A timeless classic, "Jingle Bells" is a perfect starting point for beginner tuba players. Its simple melody and repetitive rhythm make it easy to grasp.

## TUBA FINGERING CHART



The following fingerings are for BB♭ Tuba.

A series of six musical staves in bass clef showing fingerings for notes E through B. Each note is represented by a whole note on a staff with its corresponding fingering written below. The notes and their fingerings are: E (1, 3), F (1, 3), G (2, 3), G (2, 3), G (2, 3), A (1), A (1), A (1), B (1), B (1), B (1), C (1), C (1), C (1), D (1), D (1), D (1), E (1), E (1), E (1), F (1), F (1), F (1), G (1), G (1), G (1), A (1), A (1), A (1), B (1), B (1), B (1).

## 2. We Wish You a Merry Christmas

Another beloved holiday tune, "We Wish You a Merry Christmas" features a cheerful melody and straightforward fingering.

# 180 We Wish You a Merry Christmas

Registration 4  
Rhythm: None

Tasteful & Fun!

The musical score is written in 3/4 time and consists of four staves. The first staff begins with a treble clef, a 3/4 time signature, and a key signature of one flat (B-flat). The lyrics are: "We wish you a merry Christmas." The second staff continues the melody with lyrics: "with you all year long. Christ-mas we wish you a merry." The third staff continues with lyrics: "Christmas and a happy New Year! Good." The fourth staff concludes with lyrics: "to you all." Chords are indicated above the notes: N.C., F, G, C, F, E, D, D, D, G, G, A, G, F, E, C, G, A, A, B, A, G, Dm, Gm, G, F, Dm, Gm, G, G, F, E, D.

## 3. Silent Night

Experience the tranquility of "Silent Night" with its gentle melody and slow tempo. This carol is perfect for creating a peaceful and reflective atmosphere.

**BASIC FINGERING CHART**  
**4 VALVE & 3 VALVE BB**  
**TUBA, EUPHONIUM & SOUSAPHONE**  
 www.steinershop.com

STEINER®

Circles above the note represent the valves.  
 Blue (filled) circles indicate valves that are to be depressed.

4...  
 3...  
 2...  
 1...

E F F# G<sub>b</sub> G G# A<sub>b</sub> A A# B<sub>b</sub> B C

3...  
 2...  
 1...  
 C# D<sub>b</sub> D D# E<sub>b</sub> E F F# G G G# A A

3...  
 2...  
 1...  
 A# B<sub>b</sub> B C C# D D D# E<sub>b</sub> E F F# G G

3...  
 2...  
 1...  
 G# A<sub>b</sub> A A# B<sub>b</sub> B C C# D<sub>b</sub> D D# E<sub>b</sub> E F

#### 4. Deck the Halls

Get into the festive spirit with "Deck the Halls." This lively carol features a recognizable melody and a steady rhythm.



Montgomery | Dothan | Birmingham

artsmusicshop.com

# TUBA FINGERING CHART (3 VALVE & 4 VALVE BII)

○ = open/up  
● = pressed down

E	F	F#	G	G#	A	A#	B	C	C#	D

D	D#	E	E#	F	F#	G	G#	A	A#	B	C

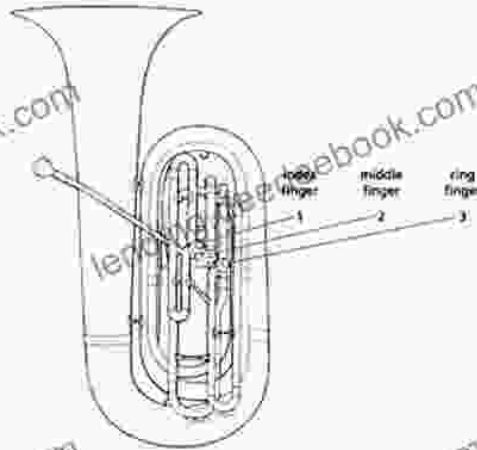
B#	C	C#	D	D#	E	F	F#	G	G#	A	A#

A#	B	B#	C	C#	D	D#	E	F	F#	G	G#

## 5. Joy to the World

Celebrate the joy of the season with "Joy to the World." Its majestic melody and uplifting tempo will fill you with holiday cheer.

## TUBA FINGERING CHART



The following fingerings are for BB♭ Tuba.

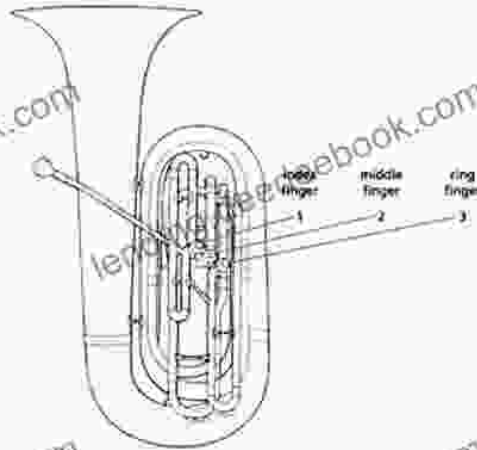
Fingerings for BB♭ Tuba:

Note	Fingering
E	1 2
F	1 3
G	2 3
G	1
A	1
A	2
B	0
B	1 2 3
C	1 3
C	2 3
D	1 2
D	2
E	0
F	0
F	0
G	0
G	1 2
A	1
A	2
B	0
B	1 2
C	1
C	2
D	0
D	1
E	2
E	0
F	0
F	0
G	1 2
G	1
A	1
A	0
B	0
B	0

## 6. The First Noel

Embrace the spirit of Christmas with "The First Noel." Its haunting melody and slow tempo create a serene atmosphere.

## TUBA FINGERING CHART



The following fingerings are for BB♭ Tuba.

The chart consists of six staves of musical notation in bass clef, each showing a note and its corresponding fingering. The notes and fingerings are as follows:

Note	Fingering
E	1 2 3
F	1 3
G	2 3
G	1
A	1
A	1
B	1 2 3
B	1 3
C	1 3
C	2 3
D	1 2
D	2
E	0
F	0
F	0
G	0
G	1 2
A	1
A	2
A	0
B	0
C	1
C	2
D	0
D	1
E	2
E	0
F	0
F	0
G	1 2
G	1
A	1
A	0
B	0

## 7. Hark! The Herald Angels Sing

Proclaim the arrival of the Savior with "Hark! The Herald Angels Sing." This majestic carol features a soaring melody and a stately tempo.

www.ChristmasMusicSongs.com



# Hark! The Herald Angels Sing

Band Play-Along Version  
in the key of E flat  
(lower version)

Music by Felix Mendelssohn  
Lyrics by Charles Wesley  
Arranged for Tuba by Kyle Coughlin

Tuba Arrangement  
by Kyle Coughlin



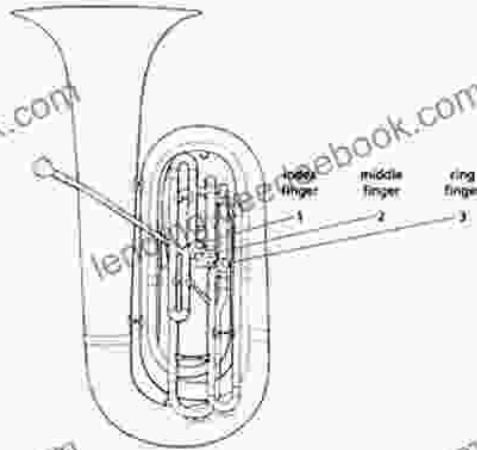

www.ChristmasMusicSongs.com  
© 2013 by Kyle Coughlin. All Rights Reserved

## 8. O Come, All Ye Faithful

Invite everyone to join the Christmas celebration with "O Come, All Ye Faithful." This heartfelt carol features a simple melody and a steady rhythm.



## TUBA FINGERING CHART



The following fingerings are for BB♭ Tuba.

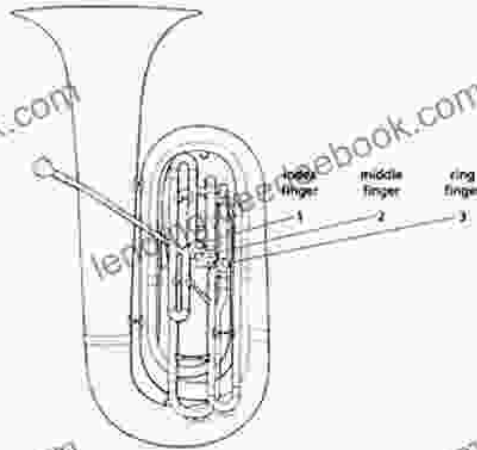
Fingerings for BB♭ Tuba:

Notes	Fingerings
E, F, G, G, G, A	1 2, 1 3, 2 3, 1 3, 1, 1
A, A♭, B, B, C, C♭, D	2, 0, 1 2 3, 1 3, 2 3
D, D♭, E, E, F, F♯, G	1 2, 2, 0, 0
G, G♭, A, A, A♭, B, B	1 2, 1, 2, 0, 1 2
C, C♭, D, D, D♭, E, E, F	1, 2, 0, 1, 2, 0
F, G, G, G♭, A, A, B	2 3, 1 2, 1, 0

## 9. It Came Upon a Midnight Clear

Reflect on the peaceful night of Christ's birth with "It Came Upon a Midnight Clear." Its gentle melody and slow tempo evoke a sense of tranquility.

## TUBA FINGERING CHART



The following fingerings are for BB♭ Tuba.

Fingerings for BB♭ Tuba:

Note	Fingering
E	1 2 3
F	1 3
G	2 3
G	1
A	1
A	1
B	1 2 3
B	1 3
C	1 3
C	2 3
D	1 2
D	1
E	2
F	0
F	0
G	1 2
G	1
A	2
A	0
B	1 2
B	0
C	1
C	2
D	0
D	1
E	2
E	0
F	0
F	0
G	1 2
G	1
A	1
A	0
B	1
B	0

## 10. God Rest Ye Merry, Gentlemen

Wish everyone a Merry Christmas with "God Rest Ye Merry, Gentlemen." This traditional carol features a warm and inviting melody.

Score

# God Rest Ye Merry, Gentlemen

Support this project at [patreon.com/choirworksbrass](https://patreon.com/choirworksbrass)

Traditional  
arr. M. Ryan Taylor

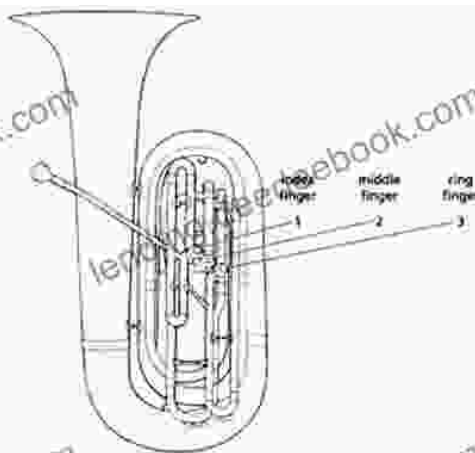
The image displays a musical score for the piece "God Rest Ye Merry, Gentlemen". The score is arranged for four instruments: Trombone, Tuba, Bb Trumpet, and Eb Euphonium. The music is written in 3/4 time and features a steady, rhythmic melody. The score is divided into three systems. The first system includes staves for Trombone and Tuba. The second system includes staves for Bb Trumpet and Eb Euphonium. The third system includes staves for Bb Trumpet, Eb Euphonium, and Tuba. The score is marked with a dynamic of *f* (forte) and includes a watermark for "lending.deedeebook.com".

Copyright © 2019 M. Ryan Taylor / Vocal Works (ASCAP)

## 11. The Holly and the Ivy

Celebrate the festive greenery with "The Holly and the Ivy." This lively carol features a cheerful melody and a steady rhythm.

## TUBA FINGERING CHART



The following fingerings are for BB♭ Tuba.

Fingerings for BB♭ Tuba:

Note	Fingering
E	1 2 3
F	1 3
G	2 3
G	1
A	1
A	2
B	0
B	1 2 3
C	1 3
C	2 3
D	1 2
D	2
E	0
F	0
F	0
G	0
G	1 2
A	1
A	2
B	0
B	1 2
C	1
C	2
D	0
D	1
E	2
E	0
F	0
F	0
G	1 2
G	1
A	1
A	0
B	0
B	0

## 12. O Little Town of Bethlehem

Experience the humble beginnings of Christmas with "O Little Town of Bethlehem." This heartfelt carol features a gentle melody and a slow tempo.



Montgomery | Dothan | Birmingham

artsmusicshop.com

# TUBA FINGERING CHART (3 VALVE & 4 VALVE BII)

○ = open/up  
● = pressed down

E	F	F#	G	G#	A	A#	B	C	C#	D

D	D#	E	E#	F	F#	G	G#	A	A#	B	C

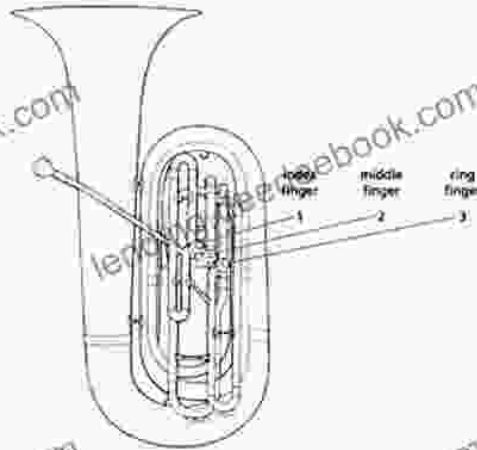
B#	C	C#	D	D#	E	F	F#	G	G#	A	A#

A#	B	B#	C	C#	D	D#	E	F	F#	G	G#

## 13. Away in a Manger

Sing about the newborn Savior with "Away in a Manger." This tender carol features a simple melody and a slow tempo.

## TUBA FINGERING CHART



The following fingerings are for BB♭ Tuba.

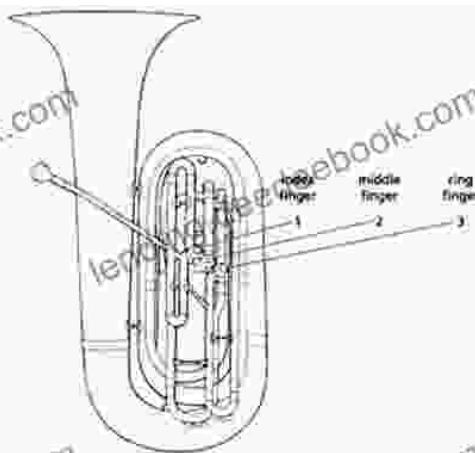
Fingerings for BB♭ Tuba:

Notes	Fingerings
E, F, G, G, G, A	1 2, 1 3, 2 3, 1 2 3, 1 2 3, 1
A, A♭, B♭, B, C, C♭, D♭	2, 0, 1 2 3, 1 3, 2 3
D, D♭, E♭, E, F, F♯, G	1 2, 2, 0, 2, 0
G, G♭, A♭, A, A♭, B♭, 0	1 2, 1, 2, 0, 1 2
C, C♭, D♭, D, D♭, E♭, E, F	1, 2, 0, 1, 2, 0
F, G, G, G♭, A♭, A, B♭	2 3, 1 2, 1, 0

## 14. What Child Is This?

Contemplate the identity of the Christ child with "What Child Is This?" This thought-provoking carol features a haunting melody and a slow tempo.

## TUBA FINGERING CHART



The following fingerings are for BB♭ Tuba.

Fingerings for BB♭ Tuba:

Notes	Fingerings
E, F, G, G, G, A	1 2, 1 3, 2 3, 1, 1
A, A♭, B, B, C, C♭, D	2, 0, 1 2 3, 1 3, 2 3
D, D♭, E, E, F, F♯, G	1 2, 2, 0, 2, 0
G, G♭, A, A, A♭, B	1 2, 1, 2, 0, 1 2
C, C♭, D, D, D♭, E, E, F	1, 2, 0, 1, 2, 0
F, G, G, G, A, A, B	2 3, 1 2, 1, 0

## 15. Angels We Have Heard on High

Join the heavenly choir with "Angels We Have Heard on High." This joyful carol features a soaring melody and a lively rhythm.



Montgomery | Dothan | Birmingham

artsmusicshop.com

# TUBA FINGERING CHART (3 VALVE & 4 VALVE RBU)

○ = open/up  
● = pressed down

E	F	F#	G	G#	A	A#	B	C	C#	D

D	D#	E	E#	F	F#	G	G#	A	A#	B	C

B#	C	C#	D	D#	E	F	F#	G	G#	A	A#

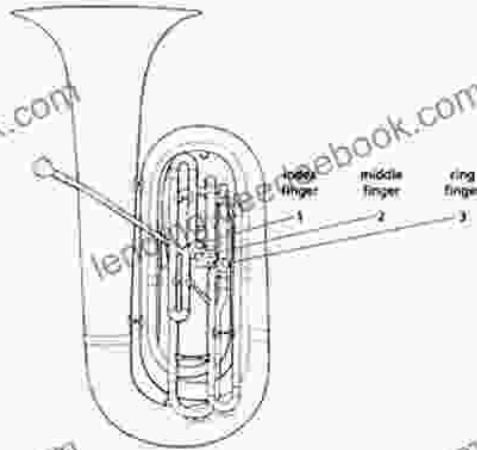
A#	B	B#	C	C#	D	D#	E	F	F#	G	G#

## 16. The Twelve Days of Christmas

List the lavish gifts of Christmas with "The Twelve Days of Christmas." This cumulative carol features a repetitive melody and a steady rhythm.



## TUBA FINGERING CHART



The following fingerings are for BB♭ Tuba.

Fingerings for BB♭ Tuba:

Notes	Fingerings
E	1 2
F	1 3
G	2 3
G	1
A	1
A	2
B	0
B	1 2 3
C	1 3
C	2 3
D	1 2
D	2
E	0
F	0
F	0
G	0
G	1 2
A	1
A	2
B	0
B	1 2
C	1
C	2
D	0
D	1
E	2
E	0
F	0
F	0
G	1 2
G	1
A	1
A	0
B	0
B	0

## 17. Good King Wenceslas

Experience the generosity of King Wenceslas with "Good King Wenceslas." This traditional carol features a stately melody and a slow tempo.

## Good King Wenceslas

Allegro  $\text{♩} = 80$

Tuba

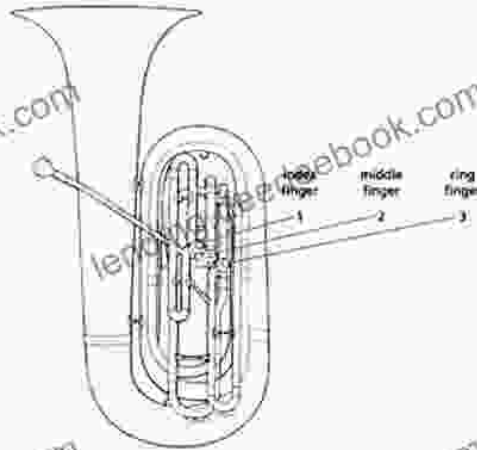
Piano

The image displays a musical score for the carol 'Good King Wenceslas'. It is arranged for Tuba and Piano. The tempo is marked 'Allegro' with a metronome marking of 80 quarter notes per minute. The score is written in 3/4 time and the key signature has one flat (B-flat major or D minor). The music is divided into three systems. The first system shows the Tuba part on a single staff and the Piano accompaniment on two staves. The second system continues the Tuba and Piano parts. The third system concludes the piece with a double bar line. A copyright notice at the bottom reads: 'Musical score from Boonboom © Copyright 2020 Boonboom Technology Ltd'. A large, diagonal watermark 'lending.deedeebook.com' is overlaid across the entire page.

## 18. Coventry Carol

Reflect on the sacrifice of the Holy Innocents with "Coventry Carol." This haunting carol features a slow tempo and a solemn melody.

## TUBA FINGERING CHART



The following fingerings are for BB♭ Tuba.

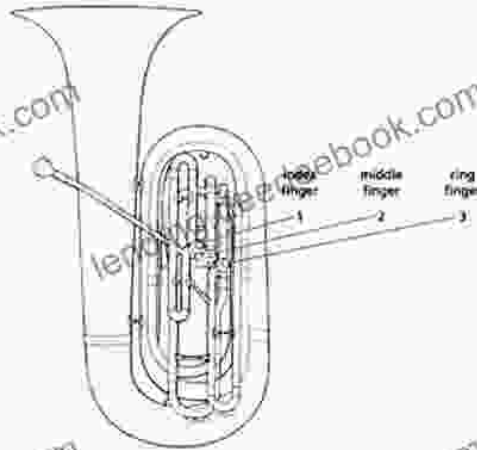
Fingerings for BB♭ Tuba:

Notes	Fingerings
E, F, G, G, G, A	1 2, 1 3, 2 3, 1 2 3, 1 3, 1
A, A♭, B, B, C, C♭, D	2, 0, 1 2 3, 1 3, 2 3
D, D♭, E, E, F, F♯, G	1 2, 2, 0, 0
G, G♭, A, A, A♭, B, B	1 2, 1, 2, 0, 1 2
C, C♭, D, D, D♭, E, E, F	1, 2, 0, 1, 2, 0
F, G, G, G♭, A, A, B	2 3, 1 2, 1, 0

## 19. The Shepherd's Carol

Join the shepherds as they visit the newborn Savior with "The Shepherd's Carol." This traditional carol features a gentle melody and a slow tempo.

## TUBA FINGERING CHART



The following fingerings are for BB♭ Tuba.

Fingerings for BB♭ Tuba:

Notes	Fingerings
E	1 2
F	1 3
G	2 3
G	1
A	1
A	2
B	0
B	1 2 3
C	1 3
C	2 3
D	1 2
D	2
E	0
F	0
F	0
G	0
G	1 2
A	1
A	2
B	0
B	1 2
C	1
C	2
D	0
D	1
E	2
E	0
F	0
F	0
G	1 2
G	1
A	1
A	0
B	0
B	0

## 20. O Come, O Come, Emmanuel

Anticipate the coming of the Savior with "O Come, O Come, Emmanuel." This reflective carol features a slow tempo and a haunting melody.



Montgomery | Dothan | Birmingham

artsmusicshop.com

# TUBA FINGERING CHART (3 VALVE & 4 VALVE RBU)

○ = open/up  
● = pressed down

E	F	F#	G	G#	A	A#	B	C	C#	D

D	D#	E	E#	F	F#	G	G#	A	A#	B	C

B#	C	C#	D	D#	E	F	F#	G	G#	A	A#

A#	B	B#	C	C#	D	D#	E	F	F#	G	G#

## Tips for Playing Christmas Carols on Tuba

- Practice regularly to improve your accuracy and fluency.
- Use a metronome to maintain a steady tempo.
- Listen to recordings of Christmas carols to familiarize yourself with the melodies.

- Take deep breaths and relax your embouchure for optimal sound production.
- Don't be afraid to experiment with different fingerings and articulations.
- Have fun and enjoy the festive spirit!

Embark on a musical journey this Christmas season with these 20 easy Christmas carols for beginner tuba players. With the help of clear fingering charts and practical tips, you'll be spreading holiday cheer through your tuba in no time. Remember to practice regularly,




## 20 Easy Christmas Carols For Beginners Tuba - Book 1: Big Note Sheet Music With Lettered Noteheads

by Michael Shaw

★★★★☆ 4.5 out of 5


Language : English  
File size : 6050 KB  
Text-to-Speech : Enabled  
Screen Reader : Supported  
Enhanced typesetting : Enabled  
Word Wise : Enabled  
Lending : Enabled  
Print length : 50 pages





## **My Second Chapter: The Inspiring Story of Matthew Ward**

In the tapestry of life, where threads of adversity often intertwine with the vibrant hues of triumph, there are stories that have the power to ignite our spirits and...



## **Full Voice Workbook Level Two: A Comprehensive Guide to Advanced Vocal Technique**

The Full Voice Workbook Level Two is a comprehensive resource designed to help singers develop advanced vocal techniques and expand their vocal range. As a sequel to the...