


Audition Advice From One Of America's Top Vocal Coaches

Are you preparing for an audition? If so, then you know that it can be a nerve-wracking experience. But it doesn't have to be! With the right preparation, you can increase your chances of success.



Bob Marks' 88 Keys to Successful Singing Performances: Audition Advice From One of America's Top Vocal Coaches by Bob Marks

★★★★★ 5 out of 5

Language	: English
File size	: 2711 KB
Text-to-Speech	: Enabled
Screen Reader	: Supported
Enhanced typesetting	: Enabled
Word Wise	: Enabled
Print length	: 188 pages
Lending	: Enabled



In this article, I'm going to share some audition advice from one of America's top vocal coaches. These tips will help you choose the right material, nail your performance, and make a great impression on the casting directors.

1. Choose the Right Material

The first step to audition success is choosing the right material. This means selecting a song that showcases your vocal strengths and that is

appropriate for the role you're auditioning for.

If you're not sure what to choose, ask your vocal coach for help. They can help you identify your strengths and weaknesses and can recommend songs that will help you shine.

2. Prepare Your Material

Once you've chosen your material, it's important to prepare it thoroughly. This means practicing your song over and over again until you can sing it perfectly. You should also make sure that you know the words and music well.

In addition to practicing your song, you should also prepare yourself mentally for the audition. This means visualizing yourself performing successfully and staying positive. It's also important to relax and have fun. If you're nervous, it will show in your performance.

3. Nail Your Performance

On the day of your audition, it's important to stay focused and give a great performance. Here are some tips to help you nail your performance:

- **Be confident.** Believe in yourself and your abilities. This will come across in your performance and make you more likely to impress the casting directors.
- **Be prepared.** Make sure that you know your material well and that you've practiced it thoroughly.
- **Be yourself.** Don't try to be someone you're not. The casting directors will be able to tell if you're not being genuine.

- **Have fun.** Enjoy the experience and let your personality shine through.


4. Make a Great Impression

In addition to giving a great performance, it's also important to make a great impression on the casting directors. This means being polite, respectful, and professional. It's also important to be prepared to answer questions about your experience and your goals.

Remember, the audition is just one step in the process. If you don't get the part, don't give up. Keep practicing and keep auditioning. Eventually, you'll find success.

Auditioning can be a challenging experience, but it's also an opportunity to showcase your talent and land your dream role. By following the advice in this article, you can increase your chances of success.

So what are you waiting for? Start preparing for your next audition today!




Bob Marks' 88 Keys to Successful Singing Performances: Audition Advice From One of America's Top Vocal Coaches by Bob Marks

★★★★★ 5 out of 5

Language : English
File size : 2711 KB
Text-to-Speech : Enabled
Screen Reader : Supported
Enhanced typesetting : Enabled
Word Wise : Enabled
Print length : 188 pages
Lending : Enabled


FREE

DOWNLOAD E-BOOK



My Second Chapter: The Inspiring Story of Matthew Ward

In the tapestry of life, where threads of adversity often intertwine with the vibrant hues of triumph, there are stories that have the power to ignite our spirits and...



Full Voice Workbook Level Two: A Comprehensive Guide to Advanced Vocal Technique

The Full Voice Workbook Level Two is a comprehensive resource designed to help singers develop advanced vocal techniques and expand their vocal range. As a sequel to the...