


Flute Sheet Music with Lettered Noteheads: A Comprehensive Guide

In the realm of flute playing, reading sheet music is a fundamental skill that unlocks the gateway to countless musical compositions. Traditional flute sheet music employs a unique notation system that utilizes lettered noteheads, presenting a distinct departure from the conventional lines and spaces used in other instruments. This article delves into the intricacies of lettered noteheads in flute sheet music, exploring their history, advantages, drawbacks, and pedagogical approaches for effectively navigating this notation system.



Flute Sheet Music With Lettered Noteheads Book 1: 20

Easy Pieces For Beginners by Michael Shaw

★★★★☆ 4.4 out of 5

Language	: English
File size	: 8734 KB
Text-to-Speech	: Enabled
Screen Reader	: Supported
Enhanced typesetting	: Enabled
Word Wise	: Enabled
Print length	: 72 pages
Lending	: Enabled
Paperback	: 112 pages
Item Weight	: 8.3 ounces
Dimensions	: 6.75 x 0.25 x 10.25 inches



Historical Roots of Lettered Noteheads

The origins of lettered noteheads in flute sheet music can be traced back to the late 17th century, coinciding with the development and refinement of the modern transverse flute. During this era, music for wind instruments was often written using a simplified notation called tablature, which employed letters or numbers to indicate fingerings on the instrument.

As the flute evolved and gained popularity, so did the need for a more precise and comprehensive notation system that could accurately capture the intricate melodic and rhythmic patterns of flute playing. Around the 18th century, musicians began to experiment with using lettered noteheads in flute sheet music, a practice that gradually gained widespread acceptance.

Advantages of Lettered Noteheads

Lettered noteheads offer several advantages for flute players, particularly for beginners and students.

1. **Easier Fingering Visualization:** Lettered noteheads correspond directly to the specific fingerings required on the flute, making it easier for students to visualize and quickly identify the correct finger placement.
2. **Accelerated Reading Fluency:** Unlike traditional sheet music, which requires memorising the location of each note on the lines and spaces, lettered noteheads simplify note recognition, enabling students to develop reading fluency at a faster pace.
3. **Enhanced Intonation:** The direct correspondence between lettered noteheads and fingerings promotes accurate intonation, as students can focus on the fingering rather than deciphering complex note patterns.

Drawbacks of Lettered Noteheads

While lettered noteheads provide significant advantages, they also have some drawbacks to consider.

1. **Limited Pitch Range:** Lettered noteheads are typically used for a limited pitch range, which may restrict the complexity of musical compositions that can be notated using this system.
2. **Transition to Traditional Notation:** Once students become proficient with lettered noteheads, they may encounter challenges transitioning to traditional sheet music notation, which requires reading notes on lines and spaces.
3. **Lack of Universal Adoption:** Lettered noteheads are predominantly used for flute sheet music, which may limit the availability of musical resources in this notation system.


Pedagogical Approaches for Lettered Noteheads

Teaching flute using lettered noteheads requires specific pedagogical approaches to ensure effective learning.

1. **Introduce Note-Finger Relationship:** Students should be introduced to the correlation between lettered noteheads and the corresponding fingerings, emphasising the direct connection between what they see on the music and what they play on the instrument.
2. **Gradually Introduce Traditional Notation:** Once students have a solid foundation with lettered noteheads, they should gradually be introduced to traditional sheet music notation, starting with simple melodies and progressively increasing the complexity.

3. **Encourage Sight-Reading:** Regular sight-reading practice with lettered noteheads enhances students' fluency and ability to quickly interpret music.
4. **Use Supplemental Resources:** Flashcards, charts, and online exercises can reinforce students' understanding of lettered noteheads and their corresponding fingerings.

Flute sheet music with lettered noteheads offers a unique and advantageous notation system for flute players, particularly for beginners and students. While it has some limitations, the advantages it provides in terms of easier fingering visualisation, accelerated reading fluency, and enhanced intonation make it a valuable tool for learning the flute. By employing effective pedagogical approaches and gradually transitioning students to traditional notation, educators can harness the benefits of lettered noteheads while ensuring a comprehensive musical education for their flute students.




Flute Sheet Music With Lettered Noteheads Book 1: 20 Easy Pieces For Beginners by Michael Shaw

★★★★☆ 4.4 out of 5

Language	: English
File size	: 8734 KB
Text-to-Speech	: Enabled
Screen Reader	: Supported
Enhanced typesetting	: Enabled
Word Wise	: Enabled
Print length	: 72 pages
Lending	: Enabled
Paperback	: 112 pages
Item Weight	: 8.3 ounces
Dimensions	: 6.75 x 0.25 x 10.25 inches


FREE

DOWNLOAD E-BOOK



My Second Chapter: The Inspiring Story of Matthew Ward

In the tapestry of life, where threads of adversity often intertwine with the vibrant hues of triumph, there are stories that have the power to ignite our spirits and...



Full Voice Workbook Level Two: A Comprehensive Guide to Advanced Vocal Technique

The Full Voice Workbook Level Two is a comprehensive resource designed to help singers develop advanced vocal techniques and expand their vocal range. As a sequel to the...