


GCSE Geography AQA Exam Practice Grades: A Comprehensive Guide

The GCSE Geography AQA Exam Practice Grades serve as a valuable tool for students preparing for their final Geography exam. By utilizing these practice grades, students can assess their current understanding of the subject matter, identify areas that require further improvement, and develop effective revision strategies. This comprehensive guide delves into the significance of GCSE Geography AQA Exam Practice Grades, provides tailored preparation techniques, and outlines strategies for optimizing exam performance.



GCSE 9-1 Geography AQA Exam Practice: Grades 7-9

by Chinelo Okparanta

★★★★☆ 4.5 out of 5

Language : English

File size : 38325 KB

Screen Reader : Supported

Print length : 178 pages



Significance of GCSE Geography AQA Exam Practice Grades

- **Assessment of Current Understanding:** Practice grades provide students with an accurate evaluation of their knowledge and skills in Geography, highlighting strengths and areas for improvement.
- **Identification of Weaknesses:** By analyzing practice grades, students can pinpoint specific topics or concepts that require additional

attention and revision.

- **Targeted Revision:** Practice grades facilitate the development of targeted revision plans, enabling students to focus their efforts on specific areas that need strengthening.
- **Confidence Building:** Achieving good practice grades can instill confidence in students, boosting their motivation and reducing exam anxiety.
- **Exam Preparation:** Practice grades mirror the format and style of the actual GCSE Geography exam, providing students with valuable experience and familiarizing them with the exam structure.

Effective Preparation Techniques

1. Thorough Content Knowledge

Lay a strong foundation by ensuring a thorough understanding of the GCSE Geography syllabus. Engage with textbooks, class notes, and online resources to grasp key concepts and theories.

2. Practice and Revision

Regular practice is crucial. Utilize past papers, practice questions, and mock exams to test your knowledge and identify areas for improvement. Revise regularly to reinforce concepts and consolidate your understanding.

3. Active Recall

Engage in active recall techniques to enhance retention. Test yourself on key concepts without referring to notes. This method forces your brain to retrieve information, improving your memory and recall.

4. Exam Technique

Familiarize yourself with the exam format and time constraints. Practice answering questions under timed conditions to improve your pacing and efficiency. Understand the marking scheme to optimize your responses.

5. Seek Support

Don't hesitate to seek support from teachers, tutors, or peers. Ask questions, clarify concepts, and engage in group discussions to reinforce your understanding.

Strategies to Maximize Exam Performance

1. Time Management

Manage your time effectively during the exam. Allocate appropriate time to each question based on its difficulty and marks allocation. Avoid spending too much time on a single question.

2. Exam Structure

Understand the exam structure and question types. Paper 1 comprises multiple-choice questions and short answer questions, while Paper 2 involves extended writing tasks. Tailor your revision and practice accordingly.

3. Clear and Concise Answers

Provide clear, concise, and well-structured answers. Use appropriate terminology and provide supporting evidence to demonstrate your understanding. Avoid irrelevant information and unnecessary details.


4. Case Studies

Pay particular attention to case studies. Understand the location, key features, and interrelationships within the case study area. Use specific examples and evidence from the case study to support your answers.

5. Revision and Reflection

Revise thoroughly before the exam and reflect on your practice grades. Identify areas where you need further improvement and focus your revision accordingly.

GCSE Geography AQA Exam Practice Grades play a pivotal role in exam preparation and success. By utilizing these grades effectively, students can assess their current understanding, pinpoint areas for improvement, and develop tailored revision strategies. Through diligent preparation, effective exam techniques, and targeted revision, students can maximize their performance and achieve their desired grades in the GCSE Geography AQA exam. Remember, preparation is key, and with the right approach, you can excel in your Geography exam.



GCSE 9-1 Geography AQA Exam Practice: Grades 7-9

by Chinelo Okparanta

★★★★☆ 4.5 out of 5

Language : English

File size : 38325 KB


Screen Reader : Supported

Print length : 178 pages

FREE


DOWNLOAD E-BOOK





My Second Chapter: The Inspiring Story of Matthew Ward

In the tapestry of life, where threads of adversity often intertwine with the vibrant hues of triumph, there are stories that have the power to ignite our spirits and...



Full Voice Workbook Level Two: A Comprehensive Guide to Advanced Vocal Technique

The Full Voice Workbook Level Two is a comprehensive resource designed to help singers develop advanced vocal techniques and expand their vocal range. As a sequel to the...