

Getting Into Gypsy Jazz Violin: A Comprehensive Guide for Aspiring Musicians



Getting into Gypsy Jazz Violin by Michael Shaw

★★★★☆ 4.2 out of 5

Language : English

File size : 48686 KB

Screen Reader : Supported

Print length : 96 pages



Gypsy Jazz, also known as Jazz Manouche, is a captivating genre that blends the infectious rhythms of Swing with the rich melodies of Gypsy music. The violin plays an integral role in this vibrant style, adding soaring harmonies and intricate solos that evoke the spirit of the Parisian streets.

If you're an aspiring violinist drawn to the allure of Gypsy Jazz, this comprehensive guide will provide you with everything you need to know to get started. We'll explore the origins, techniques, and resources that will help you embark on a fulfilling musical journey.

Origins of Gypsy Jazz

Gypsy Jazz emerged in the 1930s in the vibrant Gypsy communities of Paris. It was heavily influenced by American Swing music, notably the legendary guitarist Django Reinhardt. Reinhardt's innovative guitar style and improvisational flair inspired a new generation of Gypsy musicians to explore the fusion of Gypsy and Jazz traditions.

The violin became a central instrument in Gypsy Jazz due to its ability to create both soaring melodies and intricate harmonies. Violinists like Stephane Grappelli and Fapy Lafertin showcased the violin's versatility, contributing to the genre's distinctive sound.

Essential Techniques

Mastering Gypsy Jazz violin requires a combination of technical proficiency and an understanding of the genre's unique nuances.

Fingering

Gypsy Jazz violin fingering differs from classical technique in its use of half-steps and slides. This creates a characteristically expressive and ornate sound. Practice scales using the following fingering patterns:

- 1-2, 1-2-3, 1-2-3-4
- 1-1/2-2, 1-1/2-2-3, 1-1/2-2-3-4
- 1-1/2-2-3, 1-2-2-3, 1-2-3-4

Bowing

Gypsy Jazz bowing is characterized by its rhythmic precision and subtle nuances. Use a strong, slightly tilted bow grip to produce a full and resonant sound. Practice long, even strokes, alternating between down-bows and up-bows.

Improvisation

Improvisation is a fundamental aspect of Gypsy Jazz. Listen to recordings of Django Reinhardt and other masters to absorb their melodic ideas and

phrasing. Practice improvising over chord progressions using the Gypsy Jazz scales and techniques.

Essential Resources

There are numerous resources available to support your Gypsy Jazz violin journey:

Books

- "The Gypsy Jazz Violin Method" by Jean-Pierre Caramelle
- "Gypsy Jazz Violin: A Step-by-Step Approach" by Peter Bilow
- "The Gypsy Jazz Project: A Guide to the Music of Django Reinhardt" by Will Boyd

Online Courses

- Gypsy Jazz Violin Academy (<https://www.gypsyjazzviolinacademy.com>)
- Gypsy Jazz Masterclass (<https://www.gypsyjazzmasterclass.com>)
- Violinjazz (<https://www.violinjazz.com>)

Guitar Chords

Gypsy Jazz violin often accompanies guitar chords. Familiarize yourself with the following common chord progressions:

- G7, Cmaj7, D7, G7
- Dm7, G7, Cmaj7, Fmaj7
- Am7, D7, G7, Cmaj7

The Gypsy Jazz Community

Connecting with the Gypsy Jazz community is vital for your progress. Attend Gypsy Jazz festivals, workshops, and jam sessions. Engage with other musicians, share ideas, and learn from their experiences.

Gypsy Jazz Festivals

- Django Reinhardt Festival (France)
- Samois-sur-Seine Gypsy Jazz Festival (France)
- Swing Romane Festival (Italy)

Online Communities

- Django in June (<https://www.djangofest.com>)
- Gypsy Jazz Alive (<https://www.gypsyjazzalive.com>)
- Jazz Manouche Forum (<https://www.jazzmanoucheforum.com>)


Embarking on the journey of Gypsy Jazz violin is a rewarding experience that opens up a world of vibrant melodies and soulful rhythms. By embracing the essential techniques, utilizing resources, and immersing yourself in the community, you can ignite your musical passion and become a part of this captivating genre.

Remember, practice, dedication, and a love for the music will guide you along the way. As you progress, you'll discover the boundless possibilities that Gypsy Jazz violin has to offer.


Getting into Gypsy Jazz Violin by Michael Shaw

★★★★★ 4.2 out of 5

Language : English




File size : 48686 KB
Screen Reader : Supported
Print length : 96 pages



My Second Chapter: The Inspiring Story of Matthew Ward

In the tapestry of life, where threads of adversity often intertwine with the vibrant hues of triumph, there are stories that have the power to ignite our spirits and...



Full Voice Workbook Level Two: A Comprehensive Guide to Advanced Vocal Technique

The Full Voice Workbook Level Two is a comprehensive resource designed to help singers develop advanced vocal techniques and expand their vocal range. As a sequel to the...