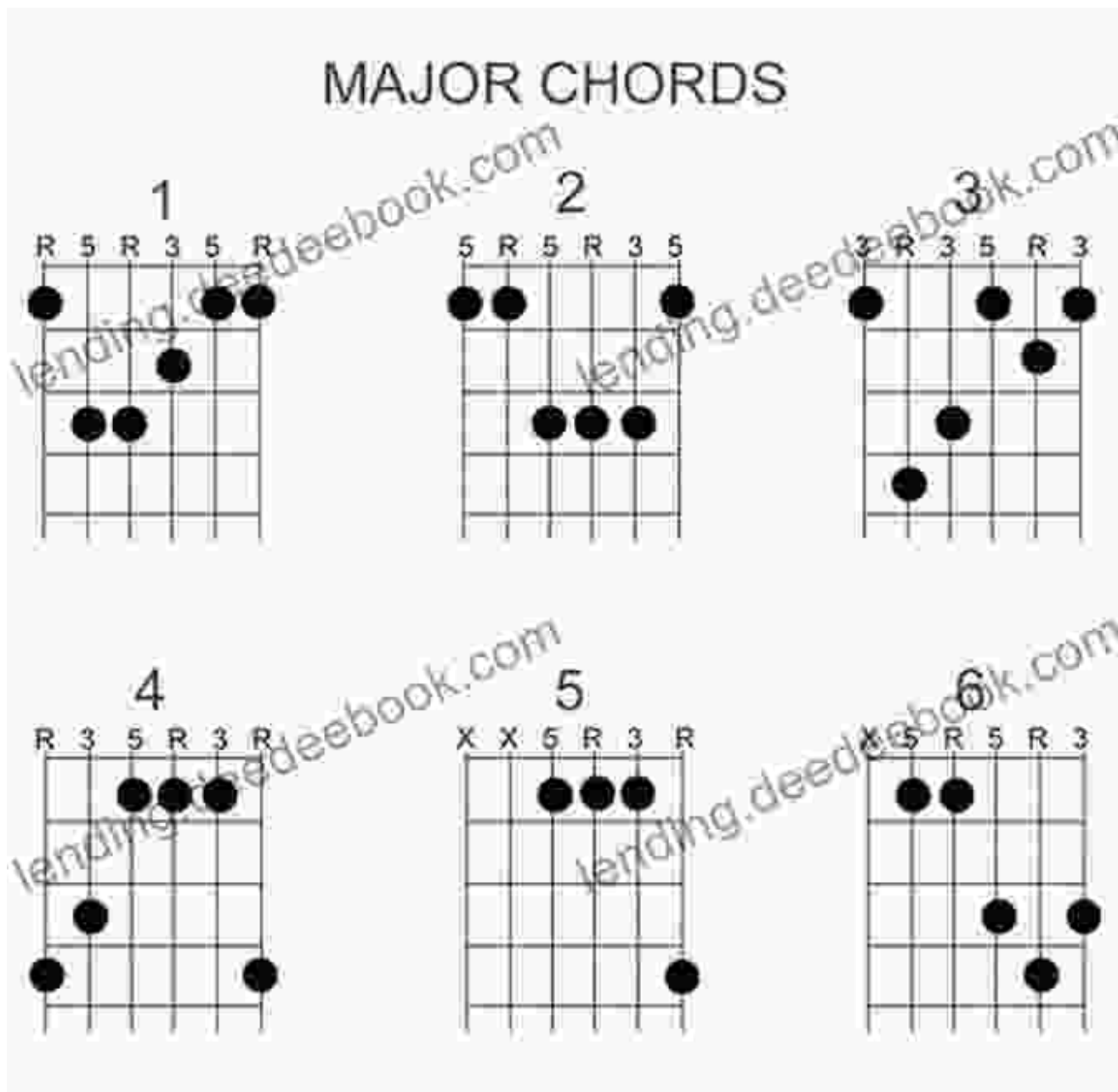


Learn the Hows and Whys of Movable Chords




Understanding Jazz Chords on Guitar: Learn the hows and whys of movable chords by Michael Shaw

★★★★☆ 4.6 out of 5

Language : English

File size : 85117 KB

Text-to-Speech : Enabled



Enhanced typesetting : Enabled
Word Wise : Enabled
Lending : Enabled
Screen Reader : Supported
Print length : 198 pages



Movable chords are a type of chord that can be played in any key by simply moving the chord shape up or down the neck of the guitar. This makes them extremely versatile, as they can be used to play any song in any key without having to learn a new chord shape for each key.

Movable chords are constructed using a combination of root notes, intervals, and chord voicings. The root note is the lowest note in the chord, and it determines the key of the chord. The intervals are the distances between the root note and the other notes in the chord, and they determine the quality of the chord (e.g., major, minor, dominant, etc.). The chord voicing is the specific arrangement of the notes in the chord, and it determines the sound of the chord.


To play a movable chord, simply place your fingers on the frets that correspond to the root note, intervals, and chord voicing. Then, move the entire chord shape up or down the neck of the guitar until you reach the desired key.

Movable chords are a powerful tool for any guitarist, and understanding how they work can open up a whole new world of possibilities. Here are just a few of the benefits of learning movable chords:

- **They make it easy to play songs in any key.** As mentioned above, movable chords can be played in any key by simply moving the chord shape up or down the neck of the guitar. This makes it much easier to play songs in different keys, as you don't have to learn a new chord shape for each key.
- **They can be used to create a wide variety of sounds.** Movable chords can be constructed using a variety of different root notes, intervals, and chord voicings. This means that you can create a wide variety of sounds, from bright and jangly to dark and brooding.
- **They can help you to improve your guitar playing technique.** Learning how to play movable chords can help you to improve your guitar playing technique in a number of ways. For example, it can help you to develop your finger independence, your fretting accuracy, and your overall coordination.

If you're interested in learning how to play movable chords, there are a number of resources available to help you get started. You can find books, online lessons, and even video tutorials that can teach you everything you need to know about movable chords.

So what are you waiting for? Start learning movable chords today and open up a whole new world of possibilities on the guitar!



Understanding Jazz Chords on Guitar: Learn the hows and whys of movable chords

by Michael Shaw

★★★★☆ 4.6 out of 5


Language : English

File size : 85117 KB

Text-to-Speech : Enabled


Enhanced typesetting: Enabled

Word Wise : Enabled
Lending : Enabled
Screen Reader : Supported
Print length : 198 pages



My Second Chapter: The Inspiring Story of Matthew Ward

In the tapestry of life, where threads of adversity often intertwine with the vibrant hues of triumph, there are stories that have the power to ignite our spirits and...



Full Voice Workbook Level Two: A Comprehensive Guide to Advanced Vocal Technique

The Full Voice Workbook Level Two is a comprehensive resource designed to help singers develop advanced vocal techniques and expand their vocal range. As a sequel to the...