


Lessons In Liberation: An Abolitionist Toolkit For Educators



Lessons in Liberation: An Abolitionist Toolkit for Educators by Bettina L. Love

★★★★☆ 4.9 out of 5

Language : English
File size : 67781 KB
Text-to-Speech : Enabled
Screen Reader : Supported
Enhanced typesetting : Enabled
Word Wise : Enabled
Print length : 537 pages



Lessons In Liberation: An Abolitionist Toolkit For Educators is a comprehensive guide for educators who want to create a more just and equitable classroom. The toolkit provides practical strategies for teaching about race, class, gender, and other forms of oppression, and for creating a classroom culture that is inclusive and respectful of all students.

What is abolitionist education?

Abolitionist education is a framework for teaching and learning that is rooted in the belief that all people are deserving of freedom and justice. Abolitionist educators work to create classrooms that are free from oppression, and they teach students about the history and legacy of racism, sexism, and other forms of injustice.

Abolitionist education is not about making students feel guilty or ashamed. Instead, it is about empowering them with the knowledge and skills they need to fight for a more just world.

Why is abolitionist education important?

Abolitionist education is important because it helps students to understand the root causes of injustice, and it provides them with the tools they need to fight for a better world. In a world that is still grappling with the legacy of slavery, colonialism, and other forms of oppression, abolitionist education is more important than ever.

What are the key principles of abolitionist education?

The key principles of abolitionist education include:

- **The belief that all people are deserving of freedom and justice.**
- **The recognition that racism, sexism, and other forms of oppression are systemic and institutionalized.**
- **The commitment to creating classrooms that are free from oppression.**
- **The belief that students should be empowered with the knowledge and skills they need to fight for a more just world.**


How can I use abolitionist education in my classroom?

There are many ways to incorporate abolitionist education into your classroom. Here are a few ideas:

- **Teach about the history and legacy of racism, sexism, and other forms of oppression.**
- **Create a classroom culture that is inclusive and respectful of all students.**
- **Empower students with the knowledge and skills they need to fight for a more just world.**

Lessons In Liberation: An Abolitionist Toolkit For Educators is a valuable resource for educators who want to create a more just and equitable classroom. The toolkit provides practical strategies for teaching about race, class, gender, and other forms of oppression, and for creating a classroom culture that is inclusive and respectful of all students.

Abolitionist education is a powerful tool for creating a more just and equitable world. By teaching students about the history and legacy of oppression, and by empowering them with the knowledge and skills they need to fight for a better world, abolitionist educators are helping to create a future where all people are free.




Lessons in Liberation: An Abolitionist Toolkit for Educators by Bettina L. Love

★★★★☆ 4.9 out of 5

Language : English
File size : 67781 KB
Text-to-Speech : Enabled
Screen Reader : Supported
Enhanced typesetting : Enabled
Word Wise : Enabled
Print length : 537 pages


FREE

DOWNLOAD E-BOOK



My Second Chapter: The Inspiring Story of Matthew Ward

In the tapestry of life, where threads of adversity often intertwine with the vibrant hues of triumph, there are stories that have the power to ignite our spirits and...



Full Voice Workbook Level Two: A Comprehensive Guide to Advanced Vocal Technique

The Full Voice Workbook Level Two is a comprehensive resource designed to help singers develop advanced vocal techniques and expand their vocal range. As a sequel to the...