

Mastering Note Reading for Viola Students: A Comprehensive Guide to Improve Your Musical Prowess

Unlocking the world of music requires a strong foundation in note reading. For viola students, this skill is essential for understanding musical notation, interpreting compositions, and achieving their full potential as musicians. This comprehensive guide will provide you with a thorough understanding of note reading, empowering you to navigate musical notation with ease and confidence.



I Can Read Music, Volume 1: A note reading book for VIOLA students by Joanne Martin

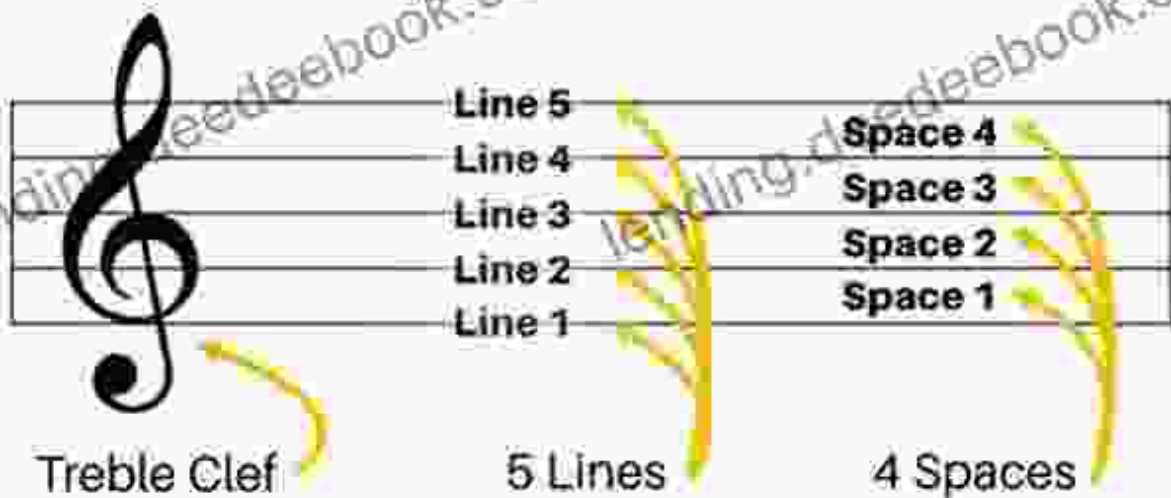
★★★★☆ 4.8 out of 5
Language : English
File size : 19647 KB
Print length : 108 pages
Screen Reader : Supported



Understanding the Staff

The musical staff is the foundation of note reading. It consists of five horizontal lines and four spaces. Each line and space represents a different musical pitch. The lines are named from bottom to top: E, G, B, D, and F. The spaces are named from bottom to top: F, A, C, and E.

THE TREBLE STAFF



Musical Notes

Musical notes are symbols that represent musical pitches. The most common note shapes are oval and triangular. Oval notes indicate longer durations, while triangular notes indicate shorter durations.



Clefs

Clefs are symbols that indicate the pitch range of the notes on the staff. The most common clef for viola is the alto clef, which is placed on the middle line of the staff. The alto clef indicates that the middle line represents the note A.

Violin 1 Minute Note Naming Exercise

lending.deedeebook.com

lending.deedeebook.com

lending.deedeebook.com

lending.deedeebook.com

lending.deedeebook.com

lending.deedeebook.com

Time Signatures

Time signatures indicate the number of beats in each measure and the type of note that receives one beat. The most common time signature for viola music is 4/4, which means that there are four beats in each measure and that a quarter note receives one beat.

1 Minute Note Naming Exercise

Violin

lending.deedeebook.com

Reading Rhythms

Rhythms are patterns of long and short notes. To read rhythms accurately, you need to understand the different note values. The most common note values are:

- Whole note: 4 beats

- Half note: 2 beats
- Quarter note: 1 beat
- Eighth note: 1/2 beat
- Sixteenth note: 1/4 beat

Putting It All Together

To read music effectively, you need to combine your knowledge of the staff, notes, clefs, time signatures, and rhythms. Start by identifying the clef and time signature. Then, read the notes from left to right, paying attention to their pitch and duration.

Scarborough Fair

The image displays a musical score for the song "Scarborough Fair" in 3/4 time. The score is written on five staves, each with a treble clef and a 3/4 time signature. The notes are color-coded and include fingerings:

- Staff 1:** A (finger 1), D (finger 1), E (finger 2), E (finger 2), E (finger 2), B (finger 1), C (finger 1), B (finger 1), A (finger 1).
- Staff 2:** E (finger 1), G (finger 1), A (finger 1), G (finger 1), E (finger 1), B (finger 1), D (finger 1).
- Staff 3:** E (finger 1), E (finger 1), A (finger 1), A (finger 1), G (finger 1), E (finger 1).
- Staff 4:** E (finger 1), D (finger 1), C (finger 1), B (finger 1), G (finger 1), G (finger 1), G (finger 1), A (finger 1), E (finger 1).
- Staff 5:** D (finger 1), C (finger 1), B (finger 1), A (finger 1), G (finger 1), A (finger 1).

Practice Exercises

The best way to improve your note reading skills is to practice regularly. Here are a few exercises to get you started:

- Read simple melodies from a music book.
- Play along with recordings of viola music.

- Use a metronome to practice reading rhythms.
- Write down the notes from a piece of music that you are listening to.

Mastering note reading is a journey that requires patience and practice. By following the steps outlined in this guide and practicing regularly, you can develop the skills necessary to become a confident and proficient viola player. Remember, the ability to read music is a lifelong gift that will enhance your enjoyment of music and open up endless possibilities for musical growth.



I Can Read Music, Volume 1: A note reading book for VIOLA students by Joanne Martin


★★★★☆ 4.8 out of 5

Language : English

File size : 19647 KB


Print length : 108 pages

Screen Reader : Supported



My Second Chapter: The Inspiring Story of Matthew Ward

In the tapestry of life, where threads of adversity often intertwine with the vibrant hues of triumph, there are stories that have the power to ignite our spirits and...



Full Voice Workbook Level Two: A Comprehensive Guide to Advanced Vocal Technique

The Full Voice Workbook Level Two is a comprehensive resource designed to help singers develop advanced vocal techniques and expand their vocal range. As a sequel to the...