


# Slammin' Simon's Guide to Mastering Your First Rock and Roll Drum Beats

Drumming is an essential part of any rock and roll band, and it can be a lot of fun to play. If you're just starting out, learning some basic drum beats is a great way to get started. This guide will teach you everything you need to know to master your first rock and roll drum beats.



## Slammin' Simon's Guide to Mastering Your First Rock & Roll Drum Beats! by Slammin' Simon

★★★★☆ 4.4 out of 5

Language : English

File size : 4195 KB

Print length : 28 pages

Lending : Enabled

Screen Reader : Supported



## The Basic Rock and Roll Drum Beat

The basic rock and roll drum beat is a 4/4 time signature, which means that there are four beats in each measure. The bass drum plays on beats 1 and 3, the snare drum plays on beats 2 and 4, and the hi-hat plays on all four beats.



Here is a breakdown of the basic rock and roll drum beat:

- **Bass Drum:** 1, 3
- **Snare Drum:** 2, 4
- **Hi-Hat:** 1, 2, 3, 4

### Variations on the Basic Rock and Roll Drum Beat

Once you've mastered the basic rock and roll drum beat, you can start to experiment with variations. Here are a few common variations:

- **The Half-Time Beat:** The half-time beat is a slower version of the basic rock and roll drum beat. The bass drum plays on beats 1 and 3,

and the snare drum plays on beats 2 and 4, but the hi-hat only plays on beats 1 and 3.


- **The Double-Time Beat:** The double-time beat is a faster version of the basic rock and roll drum beat. The bass drum plays on all four beats, the snare drum plays on beats 1 and 3, and the hi-hat plays on all four beats.
- **The Shuffle Beat:** The shuffle beat is a more laid-back version of the basic rock and roll drum beat. The bass drum plays on beats 1 and 3, the snare drum plays on beats 2 and 4, and the hi-hat plays on beats 1 and 3 with a slight delay.

## Tips for Playing Rock and Roll Drum Beats

Here are a few tips for playing rock and roll drum beats:

- **Use a metronome.** A metronome will help you keep a steady beat.
- **Practice regularly.** The more you practice, the better you will become at playing rock and roll drum beats.
- **Listen to your favorite rock and roll songs.** Pay attention to the drum beats and try to imitate them.
- **Don't be afraid to experiment.** Once you've mastered the basic rock and roll drum beats, you can start to experiment with variations.

Learning to play rock and roll drum beats is a great way to get started with drumming. With a little practice, you'll be able to master the basic beats and start to experiment with variations. So grab your drumsticks and start playing!



## Slammin' Simon's Guide to Mastering Your First Rock & Roll Drum Beats! by Slammin' Simon

★★★★☆ 4.4 out of 5

Language : English

File size : 4195 KB


Print length : 28 pages

Lending : Enabled

Screen Reader : Supported


FREE

DOWNLOAD E-BOOK



## My Second Chapter: The Inspiring Story of Matthew Ward

In the tapestry of life, where threads of adversity often intertwine with the vibrant hues of triumph, there are stories that have the power to ignite our spirits and...



## Full Voice Workbook Level Two: A Comprehensive Guide to Advanced Vocal Technique

The Full Voice Workbook Level Two is a comprehensive resource designed to help singers develop advanced vocal techniques and expand their vocal range. As a sequel to the...