


The Ultimate Guide to Playing For Piano Organ Electronic Keyboard With Left Hand Chords

The left hand is just as important as the right hand when it comes to playing the piano, organ, or electronic keyboard. In fact, the left hand provides the foundation for the melody and harmony that the right hand plays. If you want to become a well-rounded musician, it is essential to develop strong left-hand skills.

In this article, we will provide you with a comprehensive guide on how to play for piano, organ, and electronic keyboard with left-hand chords. We will cover everything you need to know, from the basics of left-hand chords to more advanced techniques. Whether you are a beginner or an experienced musician, this guide will help you to improve your playing skills.



Piano - 4 Book Bundle: Easy Sheet Music For Piano - Electronic Keyboard & Electric Organ Omnibus Edition: Books 1 2 3 & 4: For Piano Organ & Electronic Keyboard With Left Hand Chords by Michael Shaw

★★★★☆ 4.5 out of 5

Language	: English
File size	: 4895 KB
Text-to-Speech	: Enabled
Screen Reader	: Supported
Enhanced typesetting	: Enabled
Word Wise	: Enabled
Print length	: 89 pages
Lending	: Enabled



The Basics of Left-Hand Chords

A chord is a combination of three or more notes played simultaneously. Left-hand chords are typically played in the lower register of the piano, organ, or electronic keyboard. The most common left-hand chords are the major triad, the minor triad, and the seventh chord.

To play a major triad, you will need to play the root note, the third, and the fifth. For example, the C major triad is played with the notes C, E, and G. To play a minor triad, you will need to play the root note, the minor third, and the fifth. For example, the C minor triad is played with the notes C, Eb, and G.

To play a seventh chord, you will need to play the root note, the third, the fifth, and the seventh. For example, the C7 chord is played with the notes C, E, G, and Bb.

Left-Hand Chord Progressions

A chord progression is a series of chords that are played in a specific order. Chord progressions are used to create harmony and movement in music. There are many different types of chord progressions, but some of the most common include the I-IV-V progression, the I-vi-IV-V progression, and the ii-V-I progression.

To play a chord progression with your left hand, you will need to first choose the chords that you want to use. Once you have chosen your

chords, you will need to practice playing them in the correct order. You can use a metronome to help you keep a steady beat.


Advanced Left-Hand Chord Techniques

Once you have mastered the basics of left-hand chords, you can start to explore more advanced techniques. Some of the most common advanced left-hand chord techniques include:

- **Inversions:** An inversion is a chord that has been rearranged so that a different note is played as the bass note. For example, the first inversion of the C major triad is played with the notes E, G, and C.
- **Suspensions:** A suspension is a chord that has a note that is delayed or suspended before it is played. For example, a 4-3 suspension in the C major triad is played with the notes C, G, D, and E.
- **Altered chords:** An altered chord is a chord that has one or more notes that have been altered. For example, a Cmaj7#5 chord is played with the notes C, E, G, Bb, and D#.

Advanced left-hand chord techniques can be used to add interest and complexity to your playing. However, it is important to master the basics of left-hand chords before you start to experiment with more advanced techniques.


Playing for piano, organ, or electronic keyboard with left-hand chords is an essential skill for any musician. By following the tips and advice in this guide, you can develop strong left-hand skills and improve your overall playing.



Piano - 4 Book Bundle: Easy Sheet Music For Piano - Electronic Keyboard & Electric Organ Omnibus Edition: Books 1 2 3 & 4: For Piano Organ & Electronic Keyboard With Left Hand Chords by Michael Shaw


★★★★☆ 4.5 out of 5

Language : English
File size : 4895 KB
Text-to-Speech : Enabled
Screen Reader : Supported
Enhanced typesetting : Enabled
Word Wise : Enabled
Print length : 89 pages
Lending : Enabled



My Second Chapter: The Inspiring Story of Matthew Ward

In the tapestry of life, where threads of adversity often intertwine with the vibrant hues of triumph, there are stories that have the power to ignite our spirits and...



Full Voice Workbook Level Two: A Comprehensive Guide to Advanced Vocal Technique

The Full Voice Workbook Level Two is a comprehensive resource designed to help singers develop advanced vocal techniques and expand

their vocal range. As a sequel to the...