


What Students and Parents Need to Know About Getting Into College



Getting into college is a major milestone in a student's life. It's a time of great excitement and anticipation, but it can also be a time of stress and worry. For students and parents alike, the college admissions process can be a daunting one.



Admission Matters: What Students and Parents Need to Know About Getting into College by Sally P. Springer

★★★★☆ 4.5 out of 5

Language : English

File size : 2160 KB

Text-to-Speech : Enabled

Enhanced typesetting : Enabled
Word Wise : Enabled
Lending : Enabled
Screen Reader : Supported
Print length : 390 pages



That's why we've put together this comprehensive guide to help you navigate the college admissions process. We'll cover everything from choosing the right schools to navigating the financial aid process. So whether you're a high school student just starting to think about college or a parent of a college-bound student, this guide has something for you.

Choosing the Right Schools

The first step in the college admissions process is choosing the right schools. This is a big decision, so it's important to take your time and do your research.

Here are a few things to consider when choosing schools:

- **Academic fit:** What are your academic interests? What kind of learning environment do you thrive in? Make sure you choose schools that offer programs that align with your interests and needs.
- **Location:** Where do you want to go to school? Do you want to stay close to home or venture out to a new place? Consider the location of the schools you're considering and how it will impact your overall college experience.

- **Size:** How big of a school do you want to attend? Do you prefer a small, intimate campus or a large, bustling one? The size of the school you choose will have a significant impact on your college experience.
- **Cost:** How much can you afford to spend on college? Make sure you consider the cost of tuition, fees, and other expenses when choosing schools.
- **Reputation:** What is the reputation of the schools you're considering? Are they known for their academic excellence, research opportunities, or career services? The reputation of the school you choose can have a significant impact on your future career prospects.

Once you've considered these factors, you can start narrowing down your list of schools. It's a good idea to visit each school you're interested in and talk to students and faculty. This will help you get a better feel for the school and make an informed decision.

Applying to College

Once you've chosen the schools you want to apply to, it's time to start the application process. The application process can vary from school to school, but there are some general steps that you'll need to take:

- **Submit your transcripts:** Your transcripts will show your academic record and are an important part of the application process. Make sure you request your transcripts early and send them to all of the schools you're applying to.
- **Write your essays:** The personal statement is your chance to tell the admissions committee who you are and why you want to attend their school. This is your opportunity to showcase your writing skills and

share your unique story. Make sure you start working on your essays early and give yourself plenty of time to revise and edit.

- **Get letters of recommendation:** Letters of recommendation from teachers, counselors, and other adults who know you well can help the admissions committee get a better sense of your character and qualifications. Ask for letters of recommendation from people who can speak to your academic abilities, extracurricular activities, and personal qualities.
- **Submit your application:** Once you've completed all of the required application materials, it's time to submit your application. Make sure you submit your application on time and follow the instructions carefully.

The college application process can be stressful, but it's important to remember that you're not alone. There are many resources available to help you throughout the process. Talk to your high school counselor, visit the websites of the schools you're applying to, and don't hesitate to ask for help from your family and friends.

Navigating the Financial Aid Process

For many students, the cost of college is a major concern. Fortunately, there are many different types of financial aid available to help students pay for college. These include:

- **Grants:** Grants are free money that does not have to be repaid. They are typically awarded to students with financial need.
- **Scholarships:** Scholarships are awarded to students based on their academic achievement, athletic ability, or other criteria. Scholarships


do not have to be repaid.

- **Loans:** Loans are borrowed money that must be repaid, with interest. There are two types of loans: federal loans and private loans. Federal loans are typically more favorable than private loans, so it's important to exhaust all of your federal loan options before considering private loans.

To apply for financial aid, you must complete the Free Application for Federal Student Aid (FAFSA). The FAFSA is a form that collects information about your family's income and assets. This information is used to determine your eligibility for financial aid.

The financial aid process can be complex, but there are many resources available to help you. Talk to your high school counselor, visit the website of the Federal Student Aid office, and don't hesitate to ask for help from your family and friends.

The college admissions process can be a challenging one, but it's also an exciting one. By following the tips in this guide, you can increase your chances of getting into the college of your choice and achieving your academic goals.



Admission Matters: What Students and Parents Need to Know About Getting into College by Sally P. Springer


★★★★☆ 4.5 out of 5

Language	: English
File size	: 2160 KB
Text-to-Speech	: Enabled
Enhanced typesetting	: Enabled
Word Wise	: Enabled
Lending	: Enabled
Screen Reader	: Supported

Print length : 390 pages


FREE

DOWNLOAD E-BOOK



My Second Chapter: The Inspiring Story of Matthew Ward

In the tapestry of life, where threads of adversity often intertwine with the vibrant hues of triumph, there are stories that have the power to ignite our spirits and...



Full Voice Workbook Level Two: A Comprehensive Guide to Advanced Vocal Technique

The Full Voice Workbook Level Two is a comprehensive resource designed to help singers develop advanced vocal techniques and expand their vocal range. As a sequel to the...